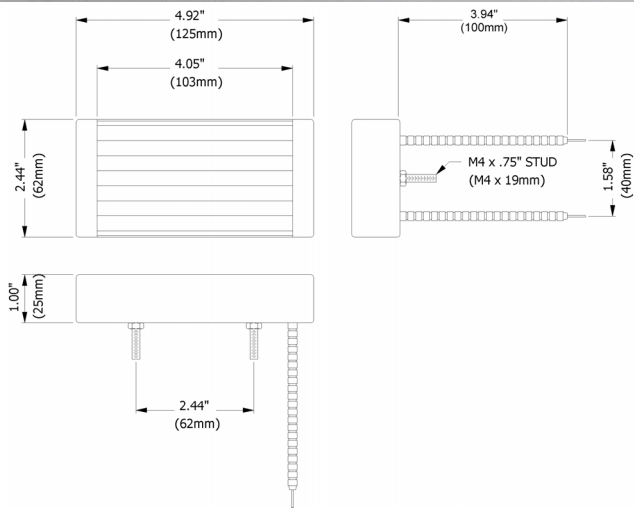


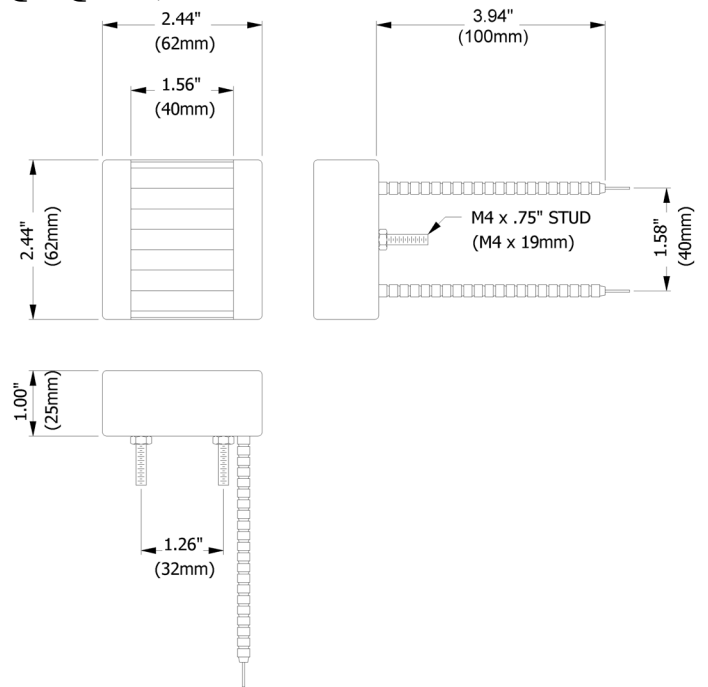
Quartz Infrared Heating Elements

- Medium wavelength radiation.
- The most preferred source of heat when rapid heater response is needed.
- The heaters are comprised of 7-14 quartz tubes running parallel to each other within a highly reflective aluminized steel housing.
- Watt densities up to 30 w/in^2 (4.65 w/cm^2)
- **CE**

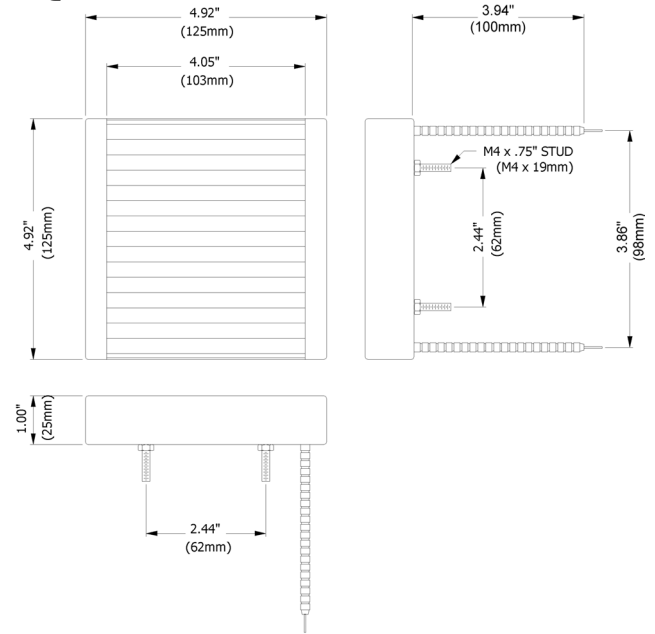
HFQ - 150, 200, 250, 300 or 375 watts.



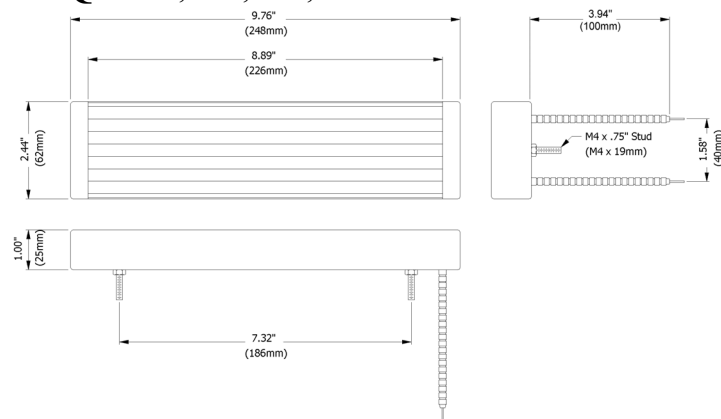
QFQ - 75, 150 or 200 watts.



HSQ - 300, 400, 500, 600 or 750 watts.



FFQ - 300, 400, 500, 600 or 750 watts.



LFQ - 750, 1000 or 1250 watts.

